
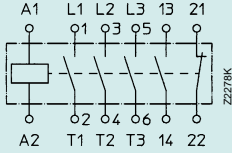
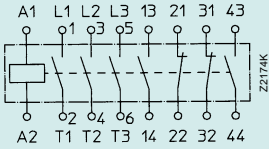


Selection table

Version	Description	Ordering code
 <p>8510 Contactor 15 kW</p>	Contactor 15 kW (Auxiliary contacts: 1 NC + 1 NO) Schematic 	8510/122 – 09 – S15 Rated control voltage ... V/... Hz (please specify)
	Contactor 15 kW (Auxiliary contacts: 2 NC + 2 NO) Schematic 	8510/122 – 09 – S15 Rated control voltage ... V/... Hz (please specify)

Technical data (see also page 11/83)

Fitted devices	Contactor Auxiliary contact block
Mounting position	± 30° to the vertical
Ambient temperature	
Storage	– 60° C ... + 80° C
Operation at U _c	– 20° C ... + 40° C
Main contacts	
Rated working voltage U _e	max. 660 V
Continuous current I _{th}	25 A
Rated working frequency	50/60 Hz
Frequency range	25 ... 400 Hz
Back-up fuse	35 A, gL, I _k ≥ 800 A
Auxiliary contacts	
Rated working voltage U _e	max. 660 V
Continuous current I _{th}	10 A
Frequency range	25 ... 400 Hz
Back-up fuse	10 A, gL; to IEC 337-1, VDE 0660