

D4734P

Optical Beacon Series 6161

- Explosion protection to
 - CENELEC
 - IEC
- Can be used in Zone 1 and Zone 2
- Aluminium enclosure with silicate glass
- Flashing frequency 1 Hz
- With 3 m long connection lead
- Available in
 - amber
 - clear
 - red
 - blue
 - green



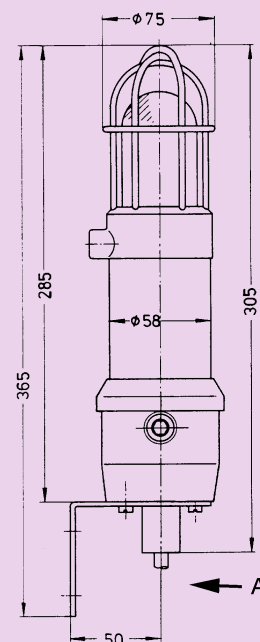
Selection table

Version	Description	Ordering code	Weight [kg]		
6161 Optical beacon	Optical beacon with wire guard	for voltage, DC			
		12 V	6161/1 - 61 - □	1,3	
		24 V	6161/1 - 51 - □	1,3	
		48 V	6161/1 - 41 - □	1,3	
		60 V	6161/1 - 71 - □	1,3	
		80 V	6161/1 - 81 - □	1,3	
		for voltage, AC			
		24 V	6161/1 - 12 - □	1,3	
		42 V	6161/1 - 22 - □	1,3	
		110 V	6161/1 - 31 - □	1,3	
		220 V	6161/1 - 11 - □	1,3	
		240 V	6161/1 - 21 - □	1,3	
		Add. to ordering code:	Colour of glass		
			amber	1	
	clear	2			
	red	3			
	blue	4			
	green	5			

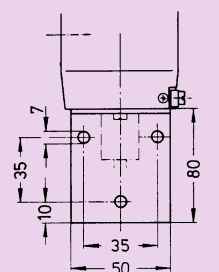
Zone 1 and Zone 2

Technical data			
Explosion protection	EEx d IIC T6		
Test certificate	PTB Nr. Ex-86/2081 Other certificates: BKI (Hungary), FTZU (Czech Republic), SEV (Switzerland)		
Material	Light alloy (corrosion resistant); Colour: black/yellow		
Enclosure	Silicate glass (resistant to temperature changes)		
Glass	Steel wire, painted		
Wire guard			
Degree of protection	IP 56		
Rated voltage	24 V, 42 V, 110 V, 220 V, 240 V; 50/60 Hz 12 V, 24 V, 48 V, 60 V, 80 V; DC		
Voltage tolerances	AC: - 15 % ... + 10 % DC: ± 10 % very important for battery operation		
Flashing energy	5 Joules		
Flashing frequency	1 Hz		
Duty cycle	100 %		
Life	6 x 10 ⁶ flashes		
Back-up fuse	At rated voltage	Fuse	Rated current
	220/240 V ~	0,2 A	55 mA
	110 V ~	0,315 A slow	110 mA
	42 V ~	0,4 A	180 mA
	24 V ~	0,5 A	220 mA
	80 V -	0,25 A	105 mA
	60 V -	0,25 A	125 mA
	48 V -	0,25 A	160 mA
	24 V -	0,4 A	230 mA
	12 V -	0,8 A	510 mA
Ambient temperature	- 20° C ... + 40° C		
Connection	Sealed-in connection cable for 110 V ... 240 V ~ : H05 VV-F3G 3 x 1,5 mm ² for 12 V ... 80 V ~ : H05 VV-F2X 2 x 1,5 mm ² Length: 3 m Connection: + black - blue		

Dimensions, all dimensions
in mm – subject to alteration!

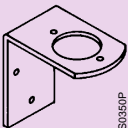

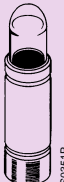


View A



M0358X



Accessories and spare parts					
Designations	Illustration			Ordering code	Weight [kg]
Fixing angle			with screws	61 618 01 44 0	0,072
Wire guard				61 610 01 14 0	0,148
Replacement glass		Colour of glass	amber	61 610 02 21 0	0,494
			clear	61 610 04 21 0	0,494
			red	61 610 05 21 0	0,494
			blue	61 610 01 21 0	0,494
			green	61 610 03 21 0	0,494