





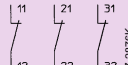

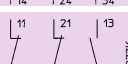







Selection table







Designation	Illustration	Ordering code/ Type no. (for individual order)	Assembly (code for installation)	Weight [kg]	
 <p>8082 Contact block</p>	for all actuators 8602				
		Single contact block, 1 NC	8082/1-1 (80 820 01 01 0)	021	0,026
		Single contact block, 1 NO	8082/1-2 (80 820 02 01 0)	022	0,026
		Double contact block, 1 NC + 1 NO	–	060	0,052
		Double contact block, 2 NC	–	061	0,052
		Double contact block, 2 NO	–	062	0,052
	only for actuators 8602				
	Assemblies 001, 002, 003, 005, 009, 010, 012, 015				
		Triple contact block, 3 NC	–	760	0,078
		Triple contact block, 3 NO	–	761	0,078
	Triple contact block, 2 NC + 1 NO	–	762	0,078	
	Triple contact block, 1 NC + 2 NO	–	763	0,078	

Selection table

Designation	Description	Ordering code		Weight [kg]
		Type no. (for individual order)	Assembly (code for installation)	
Actuators	 Pushbutton actuator	8800/001-7 (88 000 00 01 7)	001	0,025
	 Mushroom button black, Mushroom diameter 38 mm	8800/003-7 (88 000 00 03 7)	003	0,031
	 Selector switch black	8800/005-7 (88 000 00 05 7)	005	0,027
	 Rotary actuator, small black	8800/726-7-2-	726	0,022
	latched spring-return			
	3 switching positions	8800/726-7-3-	726	0,022
	For fitting in ConSig 8040 (Fitting in other enclosures on request)			
	left latching			
	left spring-return			
	right latching			
	right spring-return			

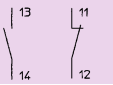
Continuation →








Selection table (Continuation)

Designation	Description	Ordering code		Weight [kg]	
		Type no. (for individual order)	Assembly (code for installation)		
Actuators	 Key-operated pushbutton actuator	black with standard key	8800/007-7 (88 000 00 07 7)	007	0,120
	 Key-operated switch actuator	Key removable in: 0 + I 0 I 0 I 0 + I 0 + I+ II Function left latching, left spring-return right latching right spring-return	8800/008-7-1 (88 000 00 08 7-AA) 8800/008-7-2 (88 000 00 08 7-AB) 8800/008-7-3 880/308-7	008-1-1 008-1-2 008-1-3 308-.../KMS ¹⁾	0,120
	 Mushroom stayput button with key lock	Mushroom Ø 38 mm, red, with yellow background disc usable for EM- STOP function	8800/009-7 (88 000 00 09 7)	009	0,061
	 Mushroom stayput button	Mushroom Ø 38 mm	red 8800/010-7 (rt) (88 000 00 10 7)	010	0,035
			black 8800/012-7 (sw) (88 000 00 15 7)	012	0,035
		Mushroom Ø 55 mm	red 8800/015-7 (rt) (88 000 00 15 7)	015	0,040
	 Double pushbutton actuator		8800/023-7 (88 000 00 23 7)	023	0,027
	 Blind plate		8800/733-7 (88 000 07 33 7)	733	0,015

¹⁾ Special locks on request


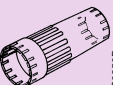

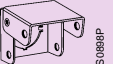
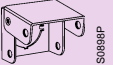





Technical data			
Contact block 8082/1			
Explosion protection	EEx de IIC		
Test certificate	PTB Nr. Ex-92.C.1092U Other certificates: BKI (Hungary), CSA (Canada), FTZU (Czech Republic), SEV (Switzerland), SIMTARS (Australia), SZS (Yugoslavia), UL (USA), VNIIEF (Russia)		
Enclosure material	Polyamide		
Rated voltage	max. 500 V		
Rated currency	max. 6 A		
Contact arrangement	 <p>different combinations possible NC contact for EM-STOP function</p>		
Contact material	Silver-nickel		
Switching capacity	AC 11, cos. $\varphi = 0,7$:	230 V/4 A	400 V/2,5 A
	DC 1 LR = 1 ms:	60 V – 4 A	110 V – 2,5 A
	DC 11 LR = 15 ms: LR = 30 ms: LR = 100 ms:	60 V – 6 A 4 A 2,5 A	110 V – 2,5 A
			1,6 A 1,0 A
Life mechanical electrical	10 ⁶ operations 10 ⁶ operations		
Ambient temperature	– 20° C ... + 40° C		
Terminal	2,5 mm ² flexible		
Actuator 8602			
Test certificate	PTB Nr. Ex-94.C.3114U		
Material	Polyamide		
Impact strength	≥ 7 Nm		
Symbol discs	PVC and PC		
Gaskets Standard Special	NBR Fluor-Silikon		
Degree of protection	IP 65 (IP 66/IP 67 on request)		
Label mount for additional labels	Polyamide, black		
Function			
Pushbutton actuator	Spring-return function; interchangeable symbol disc		
Mushroom button	Spring-return function; non-latching, black, Ø 38 mm; interchangeable symbol disc		
Selector switch	with 2 rest functions 60°, black, interchangeable symbol disc		
Key-operated pushbutton actuator	Two- or three-position switch function 2 rest positions: key removable in one or both positions , black 3 rest positions: key removable in position 0: always position I or II: optional		
Mushroom stayput button with key lock	Self-latching when pushed, twist to release, Ø 36 mm; colours: red, with yellow background disc for EMERGENCY-STOP function		
Mushroom stayput button	Self-latching when pushed, twist right to release, mushroom Ø 38 mm, red, with yellow background disc for EMERGENCY-STOP function		
Double pushbutton actuator	2 pushbuttons in one actuator element, spring-return, interchangeable labels		
Rotary actuator, small	Two- or three-position switch function, black		
Blind plate	For closing off unused holes in cover Ø 30,5 mm		


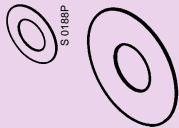
Symbol discs for pushbuttons and selector switches	Colour	Text	Ordering code	Colour	Text	Ordering code
	blue	without text	520 314 0	black	CLOSE	520 599 0
	yellow	without text	520 313 0	black	CLOSE	520 598 0
	red	without text	520 312 0	black	OPEN	520 597 0
	green	without text	520 311 0	black	OPEN	520 591 0
	white	without text	520 310 0	white	OPEN	520 351 0
	black	without text	520 309 0	black	AUTO	520 596 0
	black	I	520 585 0	black	HAND	520 595 0
	green	I	520 347 0	black	RIGHT	520 594 0
	white	I	520 347 0	black	LEFT	520 593 0
	black	II	520 586 0	red	OFF	520 590 0
	green	II	520 584 0	red	OFF	520 589 0
	red	O	520 582 0	black	OFF	520 349 0
	black	O	520 346 0	red	STOP	520 587 0
	red		520 328 0	black	STOP	520 348 0
	black	ON	520 592 0	green	START	520 588 0
	black	ON	520 301 0	white	START	520 350 0
	black	UP	520 302 0	blue	RESET	520 308 0
	black	UP	520 303 0	black		520 320 0
	black	DOWN	520 304 0	black		520 319 0
	black	Run	520 307 0	black		520 317 0
black	SLOW	520 306 0	black		520 318 0	
black	FAST	520 305 0	black		520 316 0	

STAHL

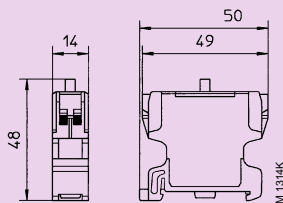
Accessories and spare parts

Designation		Description	Ordering code
Spare keys		Standard version KMS-1	374 602 0
		Special key, specify number	374 601 0
Special key actuators		to tighten moulded locknut	80 309 01 40 0
Protective shroud against accidental actuation		for actuator 8602/-010 8602/-003	88 000 07 51 0
Lock fitment fixture for idle mushroom button		for actuator 8602/-010	88 000 07 52 0
Lock fitment for non-actual pushbutton or actuated mushroom stayput button		for actuator 8602/-001 8602/-002 8602/-010	88 000 07 53 0
Lock fitment for actuated pushbutton		for actuator 8602/-001	88 000 07 54 0
Lock fitment for non-actuated pushbutton		for actuator 8602/-001	88 000 07 55 0
Lock fitment for actuated mushroom stayput button		for actuator 8602/-010	88 000 07 56 0

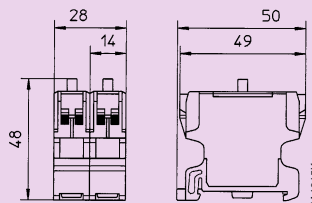
Accessories and spare parts

Designation	Description	Ordering code
Additional symbol disc	 <p>For actuators to fit in standard $\varnothing 30,5$ mm holes: Label mount, size 1, without symbol disc Symbol disc printed in plain text Label mount, size 2, without symbol disc Symbol disc printed in plain text Additional label: plain Text: HAND-0-AUTO OFF-□-ON 0-1 I-II I-0-II 0-I-II 0-Operation-I 0-□-I 0-1</p>	<p>86 029 04 80 0</p> <p>86 028 07 80 0</p>
Background disc, yellow	 <p>for button with EM-STOP function for button: $\varnothing 38$ mm $\varnothing 55$ mm rectangular (45 x 70 mm)</p>	<p>80 309 01 85 0</p> <p>80 309 78 85 0</p> <p>86 029 25 85 0</p>

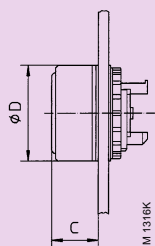
Dimensions, all dimensions in mm – subject to alteration



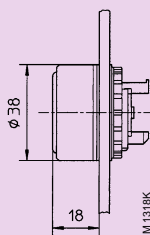
8082
Contact block, single,
assemblies 021 and 022



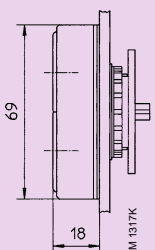
8082
Contact block, duplex,
assemblies 060, 061 and 022



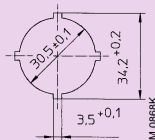
8082
Actuator for contact blocks



Actuator for
illuminated pushbuttons



8082
Actuator for
double pushbutton



Cutout details

Actuator	Assembly	Dimensions [mm]	
		C	D
Pushbutton	001	18	38
Mushroom button	003	31	38
Selector switch	005	32	38
Key-operated pushbutton	007	33	38
Key-operated switch	008	23	38
Mushroom stayput button with key lock	009	46	38
Mushroom stayput button	010	31	38
	015	31	55
Blind plate	733	17	38