



Illuminated Pushbutton for Panel Mounting Series 8018

- Explosion protection to
 - CENELEC
 - IEC
- Can be used in Zone 1 and Zone 2
- In latching or spring-return versions
- Different types of application possible using external circuit elements
- With 6 m lead
- Colours:
 - white, red, yellow, green
- Contact elements:
 - 2 changeover with snap-action contacts

STAHL


Illuminated pushbuttons come with connection lead as standard and can be supplied as illuminated buttons or switches.

The leads for switching function are brought out separately from light function leads.

The patented fixing mechanism saves time when inserting the control switches into the panel.

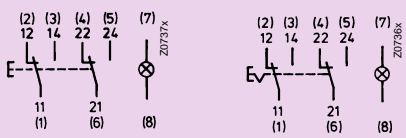
Zone 1 and Zone 2

Selection table

| Version | Description | Ordering code | | Weight [kg] | |
|--|-------------|---|--------------------------------------|----------------------------|------|
| | | Actuator spring-return Lead length 6 m | Actuator latching Lead length 6 m | | |
|  <p>8018 Illuminated pushbutton with flexible lead</p> | white | 24 V AC | 8018/221 – 029 – 16 | 8018/222 – 029 – 16 | 0,95 |
| | | 230/240 V AC | 8018/221 – 019 – 16 | 8018/222 – 019 – 16 | 0,95 |
| | red | 24 V AC | 8018/221 – 022 – 16 | 8018/222 – 022 – 16 | 0,95 |
| | | 230/240 V AC | 8018/221 – 012 – 16 | 8018/222 – 012 – 16 | 0,95 |
| | yellow | 24 V AC | 8018/221 – 024 – 16 | 8018/222 – 024 – 16 | 0,95 |
| | | 230/240 V AC | 8018/221 – 014 – 16 | 8018/222 – 014 – 16 | 0,95 |
| | green | 24 V AC | 8018/221 – 025 – 16 | 8018/222 – 025 – 16 | 0,95 |
| | | 230/240 V AC | 8018/221 – 015 – 16 | 8018/222 – 015 – 16 | 0,95 |

Note: Other voltages on request!

Technical data

| | | |
|----------------------|---|------------------------|
| Explosion protection | EEx de II C T6 | |
| Test certificate | PTB Nr. Ex-89.C.2040 Other certificates: CSA (Canada), FTZU (Czech Republic), SEV (Switzerland) | |
| Material | | |
| Enclosure/bezel | Polyester/Polyamide | |
| Degree of protection | IP 65 | |
| Ambient temperature | – 20° C ... + 40° C | |
| Connections | Flexible lead 8 x 0,75 mm ² (H05VV-F) 3- or 6-m length Ø 8,0 ... 11,0 mm cable diameter | |
| Schematic |  | |
| Dimensions | see page 9/39 | |
| Contact block | | |
| Rated voltage | max. 250 V, AC/DC | |
| Rated current | max. 6 A, AC | |
| Contacts | 2 changeover with snap-action contacts | |
| Switching capacity | AC 1 | AC 11, cos φ = 0,7 |
| | 6 A 125 V AC | 5/4 A 110/125 V AC |
| | 5 A 250 V AC | 2,5/2 A 220/250 V AC |
| | DC 1, L/R = 0 ms | DC 11, L/R = 5 ms |
| | 0,6 A 125 V AC | 5 A 24 V AC |
| | 0,4 A 250 V AC | 1 A 48 V AC |
| Life | | |
| mechanical | > 10 ⁶ operations | |
| electrical | > 10 ⁶ operations | |

Continuation →

Illuminated Pushbutton for Panel Mounting Series 8018

Technical data (Continuation)

Indicating lamp

| | |
|---------------|--------------------------------|
| Rated voltage | 24 V, UC 230/240 V, AC |
| Rated current | max. 35 mA |
| Rated power | max. 1,5 W |
| Life | > 10 ⁵ output hours |
| Colours | red, yellow, green, white |



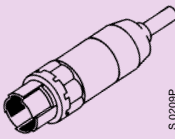

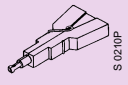
Note – Application

to IEC 73/DIN VDE 0199

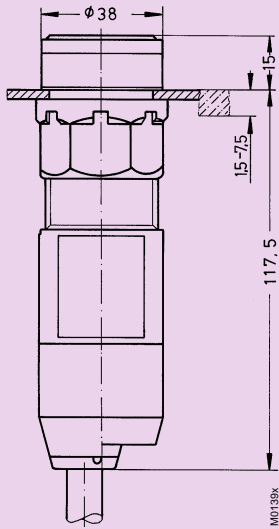
- a) Indication: Illuminated pushbutton lights up, indicating that it is to be operated. When operated the light goes off.
Colours: YELLOW and GREEN.
- b) Confirmation: Illuminated pushbutton lights up, when depressed, confirming the function. It remains illuminated until another function is called for.
Colour: WHITE

Note: Illuminated pushbuttons must not be used for EM-STOP functions.

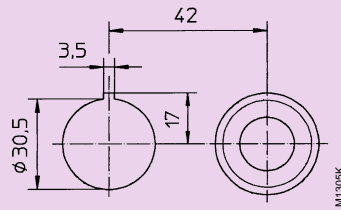
Accessories and spare parts

| Designation | Description | Ordering code | Weight [kg] | |
|-------------|---|-----------------------|---|-------|
| Actuator |  Version latching | Colour white | 80 180 04 17 0 | 0,015 |
| | | red | 80 180 01 17 0 | 0,015 |
| | | yellow | 80 180 02 17 0 | 0,015 |
| | | green | 80 180 03 17 0 | 0,015 |
| | spring-return | Colour white | 80 180 10 17 0 | 0,015 |
| | | red | 80 180 07 17 0 | 0,015 |
| | | yellow | 80 180 08 17 0 | 0,015 |
| | | green | 80 180 09 17 0 | 0,015 |
| | | Light source |  | white |
| red | 80 180 01 21 0 | | | 0,007 |
| yellow | 80 180 02 21 0 | | | 0,007 |
| green | 80 180 03 21 0 | | | 0,007 |
| Power unit |  with flexible lead, length: 6 m | Voltage 24 V AC | 80 180 08 79 0 | 0,92 |
| | | 230/240 V AC | 80 180 04 79 0 | 0,92 |
| Special key |  for opening actuator in mounted position, to enable exchange of light source | 80 159 01 40 0 | 0,015 | |
| Special key |  for removing light source | 85 610 01 16 0 | 0,015 | |

Dimensions, all dimensions in mm – subject to alteration



8018
Illuminated pushbutton



Cut-out
for aligning several devices \varnothing 38 mm in a panel