

## Compact Emergency Light Fittings Series C-LUX 6508

- Can be used in Zone 2
- With electronic ballast and integral emergency light unit
- For maintained emergency operation 1 h or 1.5 h
- Operating modes
  - Non-maintained operation
  - Non-maintained operation with switchable emergency light blocking
  - Maintained operation
- With or without self-test function
- For fluorescent lamps 8 W, Ø 16 mm, for two-pin holder G5
- Suitable for wall- and ceiling-mounting
- Can be fitted to order with emergency exit signs
- Central locking
- Enclosure in polyester resin; cover in polycarbonate

STAHL

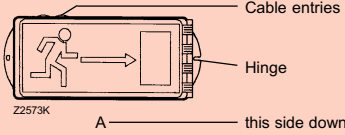
Series **C-LUX 6508** compact emergency light fittings can be used for safety illumination, and also as information or emergency exit sign lights.

# Zone 2

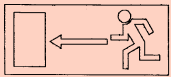
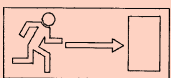
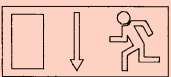




**Selection table**

Version	Lamp	Self-test function	Battery capacity	Emergency light duration	Rated voltage	Ordering code	Weight [kg]
<b>C-LUX 6508</b> Compact emergency light fitting for <b>Zone 2</b>	1 x 8 W	with	2 Ah	1 h	AC (50 / 60 Hz)	<b>6508/1081-80</b> □3-□□	3,2
	1 x 8 W	without	2 Ah	1 h		<b>6508/1081-80</b> □4-□□	3,2
	1 x 8 W	with	4 Ah	1,5 h	220 V - 10% ... 254 V + 6%,	<b>6508/1081-80</b> □7-□□	3,5
	1 x 8 W	without	4 Ah	1,5 h		<b>6508/1081-80</b> □8-□□	3,5

**Add. to ordering code**

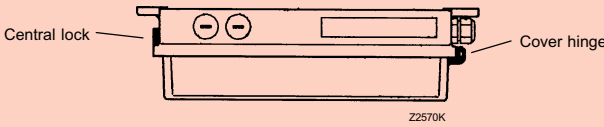
Cable entries	Standard: 1 x cable gland M25 x 1,5 2 x plugs M25 x 1,5 Special: specify non-standard entries in writing	1 9
Emergency exit	needed only when used as information lights or escape sign lights; With adhesive symbols positioned as follows:  Mounting position Standard  Special: Please specify other positions in writing <b>Please specify emergency exit sign number (see below)</b>	□□

**Emergency exit sign** Symbol complying with VGB 125, DIN 4844, DIN 5035; recognition distance e = 30 m; size 150 mm x 355 mm

Illustration	Colours Sign			Background		Order No. suffix: Emergency exit sign No.
	white	green	red	white	green	
 Z2576K	X				X	60
 Z2574K	X				X	61
 Z2576K	X				X	62
 Z2577K	X				X	91
		X		X		71
			X	X		81
 Z2578K	X				X	92
		X		X		72
			X	X		82
 Z2579K	X				X	90
		X		X		70
			X	X		80
 Z2580K	X				X	93
		X		X		73
			X	X		83

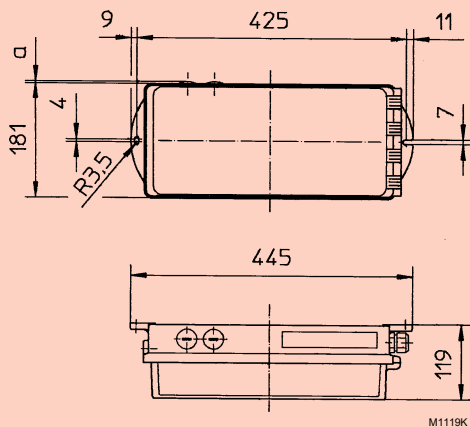
**Note:** When delivered, light fittings are wired for maintained operation. By removing a bridge and connecting an external switch, the light fitting is converted to maintained operation with switchable emergency lighting. Fittings are supplied without lamps, which must be ordered separately. Further escape and information signs available on request.

## Compact Emergency Light Fittings Series C-LUX 6508

Technical data	
Marking	CE
Explosion protection	Ex n V II T4
Test certificate	SEV
Lamps	1 x 8 W; two-pin fluorescent lamps, 8 W, 16 mm dia., for G5 holder
Ballast	Electronic ballast, single channel with integral emergency light fitting
Rated voltage	AC: 220 V - 10% ... 254 V + 6%; 50 Hz / 60 Hz
Rated current	0,15 A
Working frequency	30 kHz ... 35 kHz
Ambient temperature charging lighting operation	- 5 °C ... + 50 °C - 20 °C ... + 50 °C
Protection class	I (with internal PE terminal)
Degree of protection	IP 66 / IP 67
Cover lock	Central locking using socket spanner M8/SW13; cover hinged for access Ballast supply, charging and battery circuit disconnected when central lock is opened
	
Further technical data	for material, connections, light guide, switching off, cable entries, mounting, installation mounting, emergency light electronics, battery set, escape signs see C-LUX 6108 pages 7/28 ... 7/30

STAHL

### Dimensions (in mm)

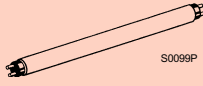
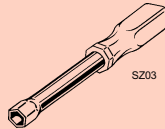
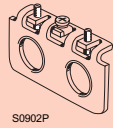
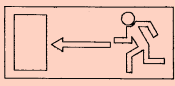
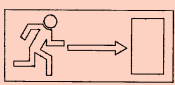
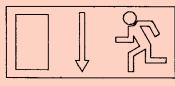






Additional dimensions  
for cable entries 8161  
and plugs 8290

	a [mm]
8161 M25 x 1,5	32
8290 M25 x 1,5	6





Accessories and spare parts						
Designation	Illustration	Description	Ordering code	Weight [kg]		
Fluorescent lamps		8 W, Ø 16 mm, for two-pin G5 holder				
		Colour of light      Light current				
		cool white              450 lm              10 pc (Z)	<b>61 008 01 21 0</b>	0,027		
Socket spanner		M8 / SW 13; to open central lock				
			1 pc (E)	<b>81 980 05 40 0</b>	0,13	
Adapter plate		for use with metal cable glands which are integrated into the earthing system via the stainless steel adapter plates				
		2 x M 20 x 1,5                      1 Pc (Z)	<b>61 008 02 71 0</b>	0,20		
		2 x M 25 x 1,5                      1 Pc (Z)	<b>61 008 01 71 0</b>	0,20		
Emergency exit sign		Adhesive foil				
		Size                      150 mm x 355 mm				
		Recognition distance: e = 30 m				
		Colour				
		Symbol/Text	Background			
		white	green	1 pc (Z)	<b>520 360 0</b>	
			white	green	1 pc (Z)	<b>520 361 0</b>
			white	green	1 pc (Z)	<b>520 362 0</b>
			white	green	1 pc (Z)	<b>520 391 0</b>
			green	white	1 pc (Z)	<b>520 371 0</b>
			red	white	1 pc (Z)	<b>520 381 0</b>
			white	green	1 pc (Z)	<b>520 392 0</b>
			green	white	1 pc (Z)	<b>520 372 0</b>
			red	white	1 pc (Z)	<b>520 382 0</b>
	white	green	1 pc (Z)	<b>520 390 0</b>		
	green	white	1 pc (Z)	<b>520 370 0</b>		
	red	white	1 pc (Z)	<b>520 380 0</b>		
	white	green	1 pc (Z)	<b>520 393 0</b>		
	green	white	1 pc (Z)	<b>520 373 0</b>		
	red	white	1 pc (Z)	<b>520 383 0</b>		

Note (Z) ... Accessory; (E) ... Spare part