

## Compact Light Fittings Series C-LUX 6500

- Can be used in Zone 2
- For following lamps:
  - Fluorescent lamps 8 W, dia. 16 mm, with two-pin socket base G5
  - Incandescent lamps 2 x 40 W or 1 x 60 W
  - DULUX-L lamps 24 W
- Suitable for wall or ceiling mounting
- Can be fitted to order with emergency exit signs
- Central locking
- Enclosure in polyester resin; cover in polycarbonate

STAHL

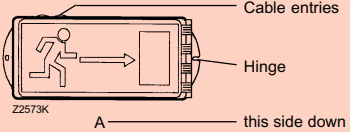
Series **C-LUX 6500** compact light fittings can be used for normal lighting, but also as notice fittings or as group- or centrally-supplied emergency lights.

# Zone 2

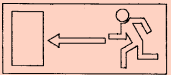
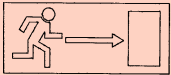
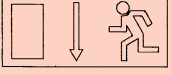




**Selection table**

Version	Lamps	Electronic ballasts	Ordering code	Weight [kg]	
<b>C-LUX 6500</b> for use in <b>Zone 2</b>	Fluorescent lamps	1 x 8 W	1	<b>6500/1081-80</b> □□	2,40
		2 x 8 W	1 2	<b>6500/1082-80</b> □□ <b>6500/1082-90</b> □□	2,50 2,90
		3 x 8 W	1 2	<b>6500/1083-80</b> □□ <b>6500/1083-90</b> □□	2,60 3,00
	DULUX L Lamp	1 x 24 W	1	<b>6500/3241-80</b> □□	2,40
	Incandescent lamps	1 x 60 W	–	<b>6500/6601-00</b> □□	2,15
		2 x 40 W	–	<b>6500/6402-00</b> □□	2,30


**Add. to ordering code**

Cable entries	Standard:	1 x Cable gland M25 x 1,5 2 x Plugs M25 x 1,5	1
	Special:	specify non-standard entries in writing	9
Emergency exit	needed only when used as information lights or emergency exit light; with adhesive symbols positioned as follows		
Mounting position			
Standard			
Special:	please specify other positions in writing		□□
<b>Please specify emergency exit sign number (see below)</b>			

**Emergency exit signs** Symbol complying with VGB 125, DIN 4844, DIN 5035; recognition distance e = 30 m; size 150 mm x 355 mm

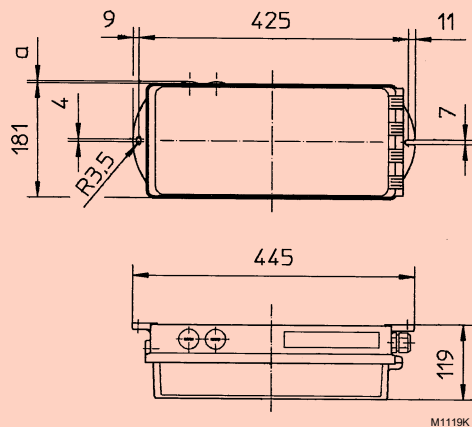
Illustration	Colours				Order No. suffix: Emergency exit sign No.
	Sign white	green	red	Background white green	
 Z2575K	X			X	<b>60</b>
 Z2574K	X			X	<b>61</b>
 Z2576K	X			X	<b>62</b>
 Z2577K	X			X	<b>91</b>
		X		X	<b>71</b>
			X	X	<b>81</b>
 Z2578K	X			X	<b>92</b>
		X		X	<b>72</b>
			X	X	<b>82</b>
 Z2579K	X			X	<b>90</b>
		X		X	<b>70</b>
			X	X	<b>80</b>
 Z2580K	X			X	<b>93</b>
		X		X	<b>73</b>
			X	X	<b>83</b>

**Notes:** Compact light fittings can be operated as emergency lighting via a group or central battery system; fittings are supplied without lamps, which must be ordered separately; further escape and information signs available on request.

Technical data								
Marking	CE							
Explosion protection	Ex n V II T4, T3 (with incandescent lamps)							
Test certificate	SEV A. No. 98.110178.01							
Rated voltage for fluorescent lamps	AC: 220 V-10% ... 254 V + 6%; 50/60 Hz DC: 198 V-10% ... 250 V + 10%							
for DULUX L Lamps	AC: 220 V-10% ... 240 V + 6%; 50/60 Hz DC: 176 V ... 254 V							
for incandescent lamps	230 V							
Lamps	Fluorescent lamps	DULUX L	Incandescent lamps					
Number of lamps	1 x 8 W	2 x 8 W	3 x 8 W	1 x 24 W	1 x 60 W	2 x 40 W		
Electronic ballasts	1	1	2	1	2	1		
Rated current	0,088 A	0,135 A	0,176 A	0,2 A	0,223 A	1,5 A	max. 2 A	max. 2 A
Working frequency electronic ballast	30 kHz ... 35 kHz							
Ambient temperature	- 20 °C ... + 50 °C - 5 °C ... + 50 °C (Version 3 x 8 W with 1 electronic ballast)							
Protection class	I (with internal PE terminal)							
Degree of protection	IP 66 / IP 67							
Cover lock	Central locking using socket spanner M8/SW13; cover hinged for access. Power is <b>not</b> disconnected when central lock is opened.							
	 <p style="text-align: center;">Z2570K</p>							
Further technical data	for material, light guides, connections, cable entries, installation and emergency exit signs see C-LUX 6100 pages 7/4 and 7/5							

STAHL

### Dimensions (in mm)

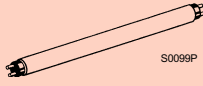
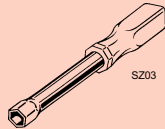
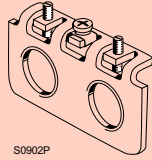
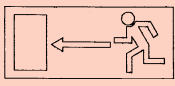
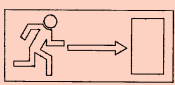
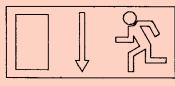






Additional dimensions  
for cable entries 8161  
and plugs 8290

	a [mm]
8161 M25 x 1,5	32
8290 M25 x 1,5	6





Accessories and spare parts							
Designation	Illustration	Description	Ordering code	Weight [kg]			
Fluorescent lamps		8 W, Ø 16 mm, for two-pin G5 holder					
		Colour of light      Light flux					
		cool white      450 lm      10 pc (Z)	<b>61 008 01 21 0</b>	0,027			
Socket spanner		M8 / SW 13; to open central lock					
			1 pc (Z)	<b>81 980 05 40 0</b>	0,13		
Adapter plate		for use with metal cable glands which are integrated into the earthing system via the stainless steel adapter plates					
		2 x M 20 x 1,5      1 pc (Z) 2 x M 25 x 1,5      1 pc (Z)	<b>61 008 02 71 0</b> <b>61 008 01 71 0</b>	0,20 0,20			
Emergency exit sign		Adhesive foil Size      150 mm x 355 mm Recognition distance: e = 30 m Colour					
		Symbol/Text      Background					
		green      green	1 pc (Z)	<b>520 360 0</b>			
			white      green	1 pc (Z)	<b>520 361 0</b>		
			white      green	1 pc (Z)	<b>520 362 0</b>		
			white      green	1 pc (Z)	<b>520 391 0</b>		
			green      white	1 pc (Z)	<b>520 371 0</b>		
			red      white	1 pc (Z)	<b>520 381 0</b>		
			white      green	1 pc (Z)	<b>520 392 0</b>		
			green      white	1 pc (Z)	<b>520 372 0</b>		
			red      white	1 pc (Z)	<b>520 382 0</b>		
			white      green	1 pc (Z)	<b>520 390 0</b>		
			green      white	1 pc (Z)	<b>520 370 0</b>		
			red      white	1 pc (Z)	<b>520 380 0</b>		
			white      green	1 pc (Z)	<b>520 393 0</b>		
green      white	1 pc (Z)		<b>520 373 0</b>				
red      white	1 pc (Z)		<b>520 383 0</b>				

Note (Z) ... Accessory; (E) ... Spare part